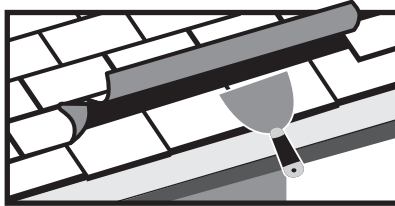


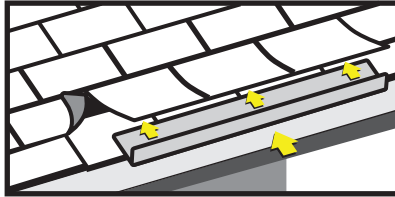
Rain Diverter

Directs rain away from doorways.
Rust proof aluminum. Easy to Install.

- 1** Lift 2nd row of shingles, directly above the doorway.

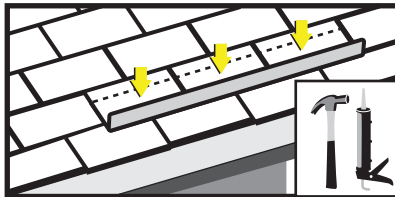


- 2** Slide Rain Diverter under shingles as far as it will go, giving it a slight pitch to one side.



- 3** Fasten with 3 aluminum roofing nails.

Seal nail heads with roofing cement and press shingles back into place.



Your Rain Diverter should extend at least 1 ft. on either side of the doorway. Cut to desired length with tin snips. For lengths greater than 60 in., overlay 2 or more Rain Diverters.



APPLETON SUPPLY CO., INC.

A GIBRALTAR INDUSTRIES COMPANY 

MADE IN U.S.A., Appleton, WI 54914

10.25RD



0 93349 13944 9